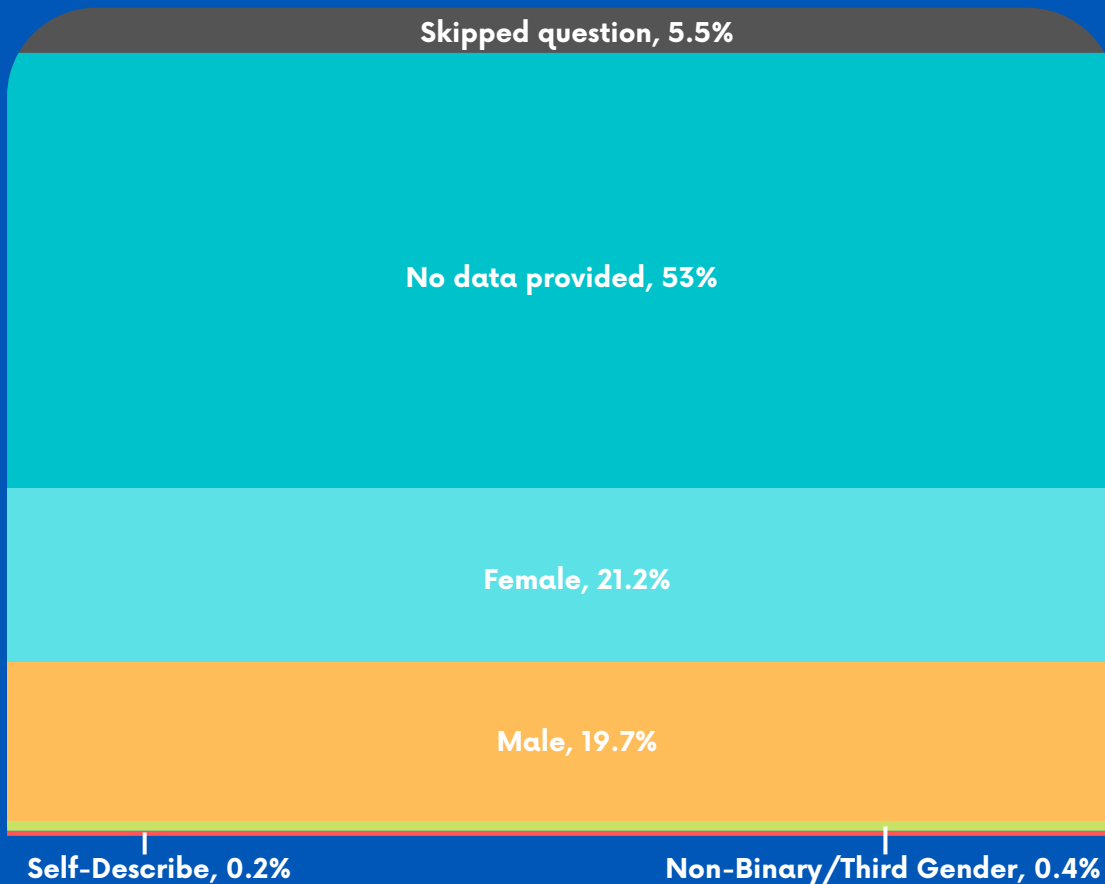


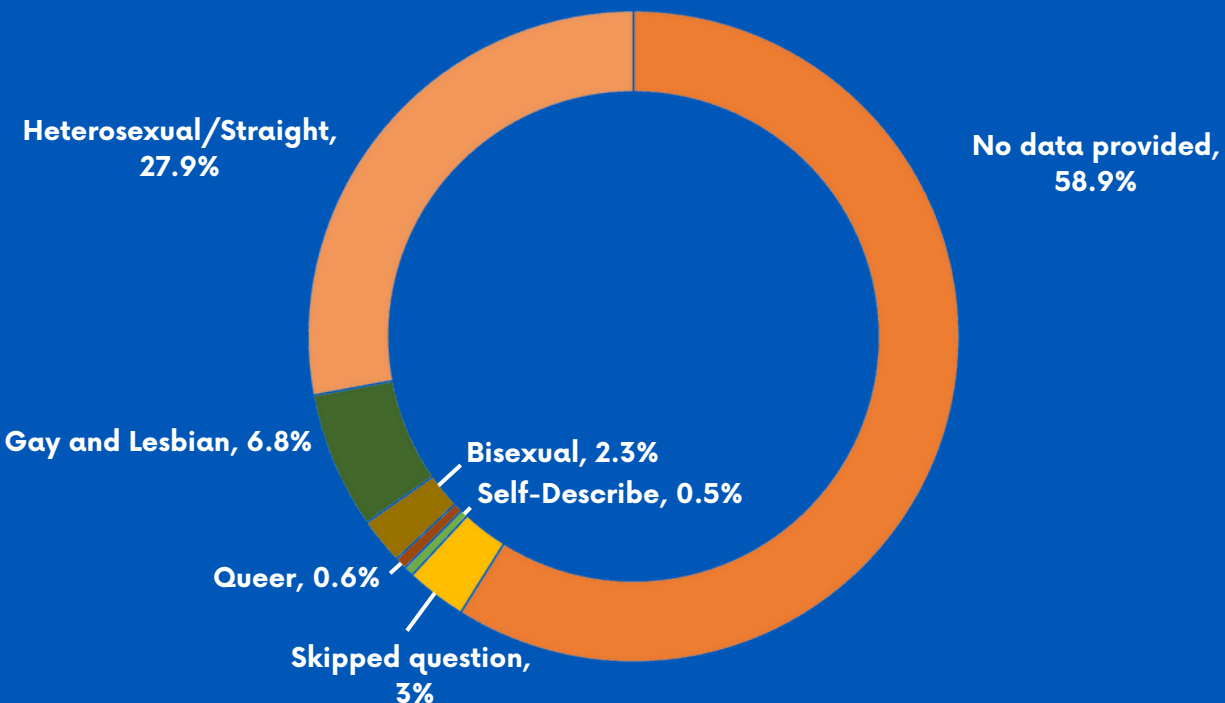
UNITED SCENIC ARTISTS, LOCAL USA 829, IATSE CENSUS DATA

- This was the first self-identification census to be administered to the membership by Local USA 829.
- Approximately 44.7% participated in the survey and were allowed to select multiple identifiers.
- Data presented here, notably percentages, was calculated against the entire union's membership and includes all members who did not participate.

GENDER



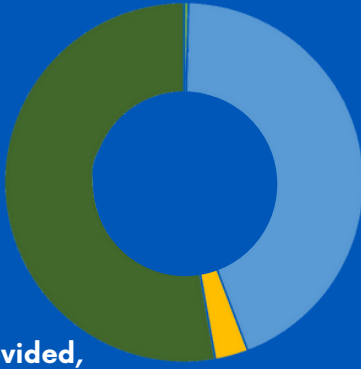
SEXUAL ORIENTATION



RACE

- Of note: The data presented here is represented across all of the following charts because union members were able to select more than one identifier.

Yes, I'm part of the Indigenous Community, 0.4%

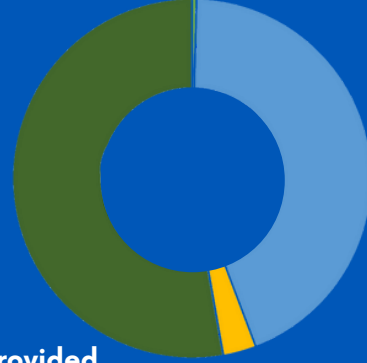


Remaining participants, 43.6%

No data provided, 53%

Skipped question, 3%

Yes, I'm part of the Middle Eastern/ North African Community, 0.6%

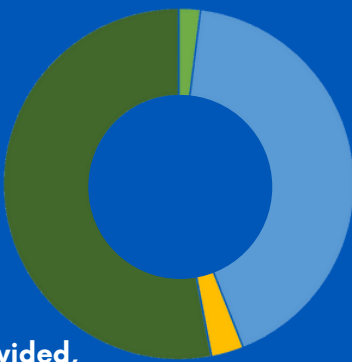


Remaining participants, 43.4%

No data provided, 53%

Skipped question, 3%

Yes, I'm part of the Black Community, 2%

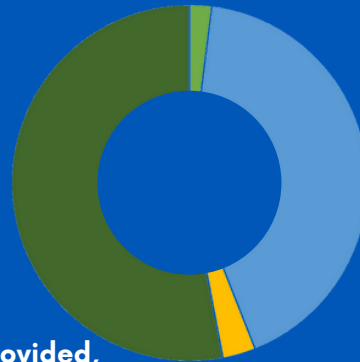


Remaining participants, 42%

No data provided, 53%

Skipped question, 3%

Yes, I'm part of the Asian Community, 3%

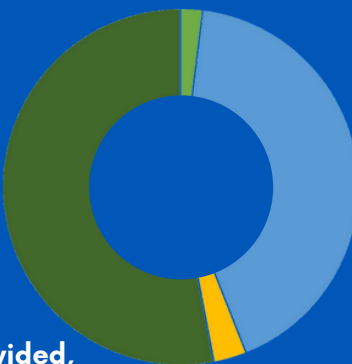


Remaining participants, 41%

No data provided, 53%

Skipped question, 3%

Yes, I'm part of the Latin/x Community, 3%

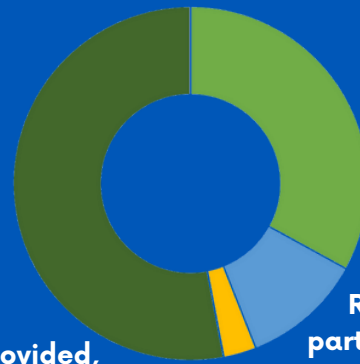


Remaining participants, 41%

No data provided, 53%

Skipped question, 3%

Yes, I'm part of the White Community, 33%



Remaining participants, 11%

No data provided, 53%

Skipped question, 3%

